



















Art Long Term Plan 2024-2025

Drawing & Sketchbooks
Print, Colour, Collage
Working in Three Dimensions
Paint, Surface, Texture
Working in Three Dimensions
Collaboration & Community

Year 1	Year 2	Year 3	Year 4	Year 5	Year 6
<div style="background-color: #FFA500; padding: 5px; margin-bottom: 10px;">AUTUMN TERM 1</div>  <p style="text-align: center; color: #C71585; font-weight: bold; font-size: 1.2em;">Spirals</p> <p>Using drawing, collage and mark-making to explore spirals. Introducing sketchbooks.</p> <p style="color: #4169E1; text-decoration: underline;">AccessArt-MTP-</p>	<div style="background-color: #FFA500; padding: 5px; margin-bottom: 10px;">AUTUMN TERM 1</div>  <p style="text-align: center; color: #C71585; font-weight: bold; font-size: 1.2em;">Explore & Draw</p> <p>Introducing the idea that artists can be collectors & explorers as they develop drawing and</p>	<div style="background-color: #FFA500; padding: 5px; margin-bottom: 10px;">AUTUMN TERM 1</div>  <p style="text-align: center; color: #C71585; font-weight: bold; font-size: 1.2em;">Gestural Drawing with Charcoal</p> <p>Making loose, gestural drawings with charcoal, and exploring drama and</p>	<div style="background-color: #FFA500; padding: 5px; margin-bottom: 10px;">AUTUMN TERM 1</div>  <p style="text-align: center; color: #C71585; font-weight: bold; font-size: 1.2em;">Storytelling Through Drawing</p> <p>Explore how artists create sequenced drawings to share and tell stories. Create accordion books or comic strips to retell poetry</p>	<div style="background-color: #FFA500; padding: 5px; margin-bottom: 10px;">AUTUMN TERM 1</div>  <p style="text-align: center; color: #C71585; font-weight: bold; font-size: 1.2em;">Typography & Maps</p> <p>Exploring how we can create typography through drawing and design, and use our skills to create personal and</p>	<div style="background-color: #FFA500; padding: 5px; margin-bottom: 10px;">AUTUMN TERM 1</div>  <p style="text-align: center; color: #C71585; font-weight: bold; font-size: 1.2em;">2D Drawing to 3D Making</p> <p>Explore how 2D drawings can be transformed to 3D objects. Work towards a sculptural outcome or a graphic design</p>

<p>Year-1-Spirals.docx</p>	<p>composition skills</p>	<p>performance.</p>	<p>or prose through drawing.</p>	<p>highly visual maps.</p>	<p>outcome.</p>
<p>AUTUMN TERM 2</p>  <p>Simple Printmaking</p> <p>Explore simple ways to make a print. Use line, shape, colour and texture to explore pattern, sequencing and symmetry.</p>	<p>AUTUMN TERM 2</p>  <p>Exploring the World Through Mono Print</p> <p>Using a simple mono print technique to develop drawing skills, encourage experimentation and</p>	<p>AUTUMN TERM 2</p>  <p>Working with Shape and Colour</p> <p>“Painting with Scissors”: Collage and stencil in response to looking at artwork.</p>	<p>AUTUMN TERM 2</p>  <p>Exploring Pattern</p> <p>Exploring how we can use colour, line and shape to create patterns, including repeating patterns.</p>	<p>AUTUMN TERM 2</p>  <p>Making Monotypes</p> <p>Explore how artists use the monotype process to make imagery. Combine the monotype process with painting and collage to make visual</p>	<p>AUTUMN TERM 2</p>  <p>Activism</p> <p>Explore how artists use their skills to speak on behalf of communities. Make art about things you care about.</p>

<p>AccessArt-MTP-Year-1-Simple-Printmaking (1).docx</p>	<p>ownership.</p> <p>AccessArt-MTP-Year-2-Explore-the-World-through-Mono-Print.docx</p>			<p>poetry zines.</p>	
<p>SPRING TERM 1</p>  <p>Playful Making</p> <p>Exploring materials and intention through a playful approach.</p> <p>AccessArt-MTP-</p>	<p>SPRING TERM 1</p>  <p>Be An Architect</p> <p>Exploring architecture and creating architectural models.</p>	<p>SPRING TERM 1</p>  <p>Telling Stories Through Drawing & Making</p> <p>Explore how artists are inspired by other</p>	<p>SPRING TERM 1</p>  <p>The Art of Display</p> <p>Explore how the way we display our work can affect the way it is seen. Create an artwork inspired by</p>	<p>SPRING TERM 1</p>  <p>Set Design</p> <p>Explore creating a model set for theatre or animation inspired by poetry, prose, film or music.</p>	<p>SPRING TERM 1</p>  <p>Brave Colour</p> <p>Exploring the work of installation artists who use light, form and colour to create immersive environments. Creating 2 d or 3d models to share our</p>

Year-1-Playful-Making.docx		art forms – in this case how we make sculpture inspired by literature and film.	the idea of “Plinth”.		vision of imagined installations with others.
--	--	---	-----------------------	--	---

SPRING TERM 2



Exploring Watercolour

Exploring watercolour and discovering we can use accidental marks to help us make art

[AccessArt-MTP-Year-1-Exploring-Watercolour \(1\).docx](#)

SPRING TERM 2



Expressive Painting

Explore how painters use paint in expressive and gestural ways. Explore colour mixing and experimental mark making to create abstract still lifes.

SPRING TERM 2



Cloth, Thread, Paint

Explore how artists combine media to create work in response to landscape. Use acrylic and thread to make a painted and stitched piece.

SPRING TERM 2



Exploring Still Life

Explore artists working with the genre of still life, contemporary and more traditional. Create your own still life inspired art work.

SPRING TERM 2



Mixed Media Land & City Scapes

Explore how artists use a variety of media to capture spirit of the place. Focus upon exploratory work to discover mixed media combinations.

SPRING TERM 2



Exploring Identity

Discover how artists use layers and juxtaposition to create artwork which explores identity. Make your own layered portrait.

SUMMER TERM 1



Making Birds

Sculptural project beginning with making drawings from observation, exploring media, and transforming the drawings from 2d to 3d to make a bird.

[AccessArt-MTP-Year-1-Making-Birds.docx](#)

SUMMER TERM 1



Stick Transformation Project

Artists use their creative skills to re-see and re-imagine the world. Explore how you can transform a familiar object into new and fun forms.

SUMMER TERM 1



Making Animated Drawings

Explore how to create simple moving drawings by making paper "puppets" and animate them using tablets.

SUMMER TERM 1



Sculpture, Structure, Inventiveness & Determination

What can artists learn from nature? Nurture personality traits as well as technical skills.

SUMMER TERM 1



Architecture: Dream Big or Small?

Explore the responsibilities architects have to design us a better world. Make your own architectural model.

SUMMER TERM 1



Take a Seat

Explore how craftspeople and designers bring personality to their work. Make a small model of a chair which is full of personality.

SUMMER TERM 2



Inspired by Flora & Fauna

Explore how artists make art inspired by flora and fauna. Make collages of MiniBeasts and display as a shared artwork

[AccessArt-MTP-Year-1-Flora-Fauna.docx](#)

SUMMER TERM 2



Music & Art

Explore how we can make art inspired by the sounds we hear. Draw, collage, paint and make.

SUMMER TERM 2



Using Natural Materials to Make Images

Using natural pigments and dyes from the local environment to make art. Exploring Cyanotype and Anthotype.

SUMMER TERM 2



Festival Feasts

Drawing and Making inspired by food. How might we use food and art to bring us together?

SUMMER TERM 2



Fashion Design

Explore contemporary fashion designers and create your own 2d or 3d fashion design working to a brief.

SUMMER TERM 2



Shadow Puppets

Explore how traditional and contemporary artists use cutouts for artistic effect. Adapt their techniques to make your own shadow puppets.

Art National Curriculum Objectives:

Purpose of study	<p>Art, craft and design embody some of the highest forms of human creativity. A high-quality art and design education should engage, inspire and challenge pupils, equipping them with the knowledge and skills to experiment, invent and create their own works of art, craft and design. As pupils progress, they should be able to think critically and develop a more rigorous understanding of art and design. They should also know how art and design both reflect and shape our history, and contribute to the culture, creativity and wealth of our nation.</p>
Aims	<p>The national curriculum for art and design aims to ensure that all pupils:</p> <ul style="list-style-type: none">● Produce creative work, exploring their ideas and recording their experiences● Become proficient in drawing, painting, sculpture and other art, craft and design techniques● Evaluate and analyse creative works using the language of art, craft and design● Know about great artists, craft makers and designers, and understand the historical and cultural development of their art forms
Attainment targets	<p>By the end of each key stage, pupils are expected to know, apply and understand the matters, skills and processes specified in the relevant programme of study.</p>

	Subject content	
KS1	<p>Pupils should be taught:</p> <ul style="list-style-type: none"> ● To use a range of materials creatively to design and make products ● To use drawing, painting and sculpture to develop and share their ideas, experiences and imagination ● To develop a wide range of art and design techniques in using colour, pattern, texture, line, shape, form and space ● About the work of a range of artists, craft makers and designers, describing the differences and similarities between different practices and disciplines, and making links to their own work 	
KS2	<p>Pupils should be taught to develop their techniques, including their control and their use of materials, with creativity, experimentation and an increasing awareness of different kinds of art, craft and design.</p> <p>Pupils should be taught:</p> <ul style="list-style-type: none"> ● To create sketch books to record their observations and use them to review and revisit ideas ● To improve their mastery of art and design techniques, including drawing, painting and sculpture with a range of materials [for example, pencil, charcoal, paint, clay] ● About great artists, architects and designers in history. 	